
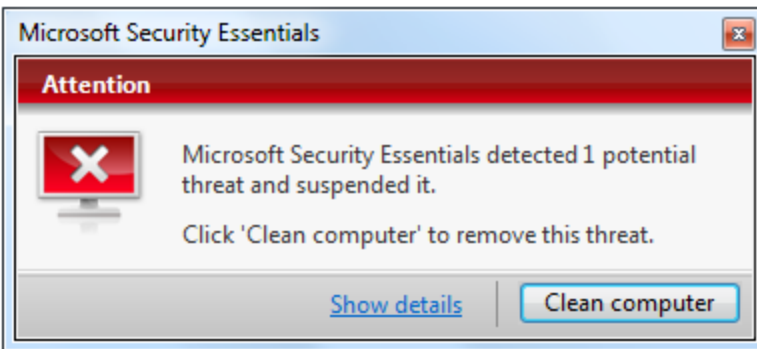


How do I: Remove infected items with Microsoft Security Essentials?


Written by Fisnik Hasani, April 5, 2010

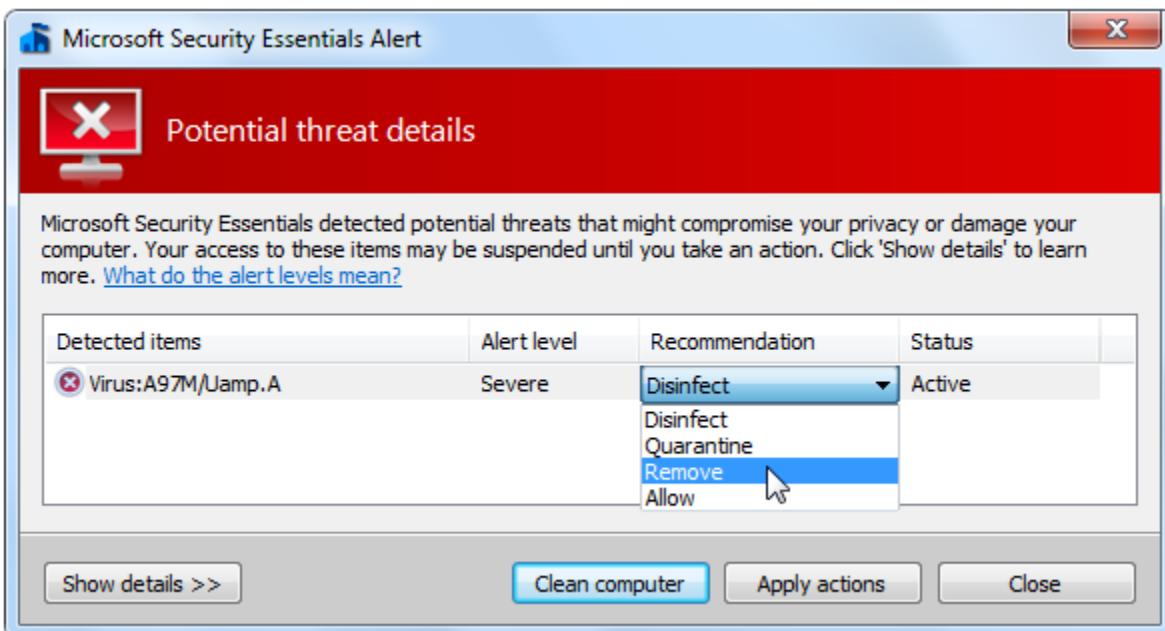
When Microsoft® Security Essentials (MSE) detects new viruses in your personal computer (PC), MSE will prompt you a red notification dialog. The MSE icon will switch from a green tray icon to this  red icon.



Microsoft® Security Essentials prompting red notification dialog

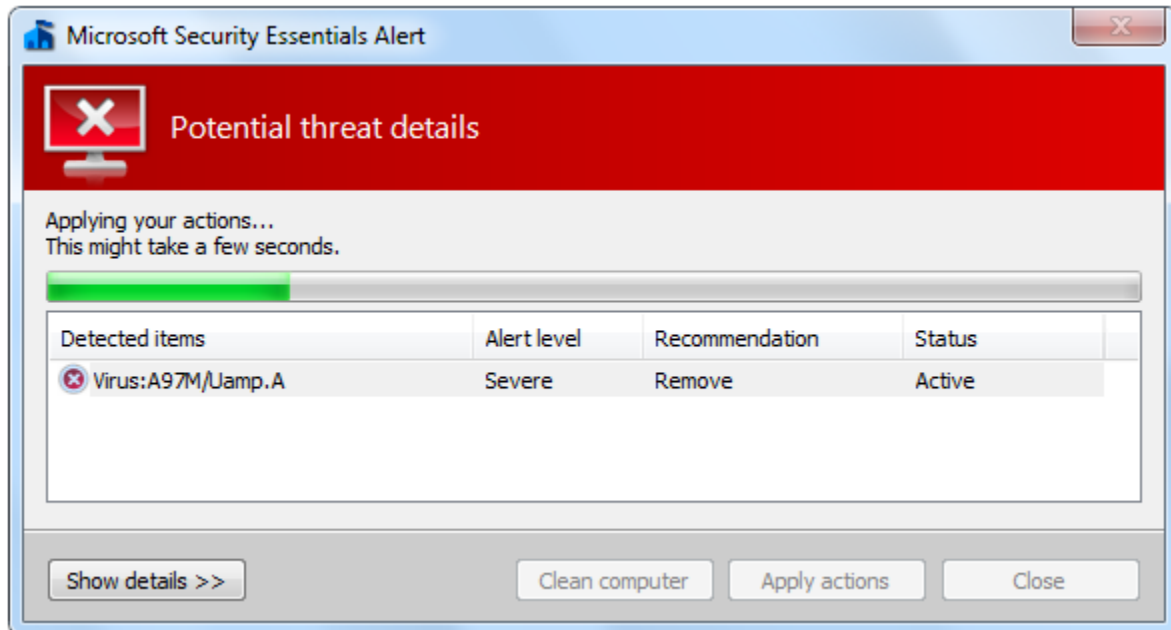
To remove infected items

1. To open Microsoft® Security Essentials double-click its  tray icon.
2. Click **show details** link.
3. From the Recommendation menu select **Remove**.



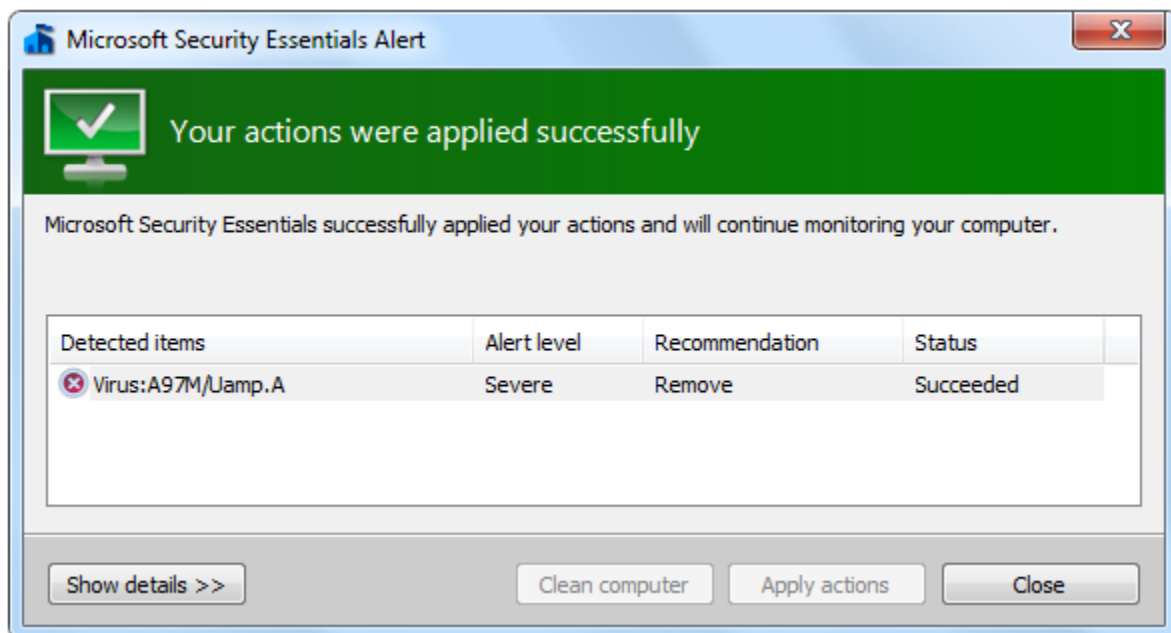
Easy to select and apply recommended actions in MSE

4. Once you've selected your type of recommendation click **Apply actions**.



Microsoft® Security Essentials applying your actions

Microsoft® Security Essentials is removing the infected item.



Microsoft® Security Essentials successfully applied your actions

Once MSE successfully removes an infected item, it will switch from the red colored dialog to this green wonderful dialog.

That's it folks. By following this simple guide you can remove infected items with Microsoft® Security Essentials. We hope that you find this guide helpful.

Fisnik Hasani is the founder of ITknowledge24.com; he is also an active user helping people by solving different computer problems and other software issues and loves to apply customized ideas when possible. When he doesn't work with programming or computer and software research, he researches and spends time on climate research and energy questions.

Similar questions: How to Remove Infected Items?

How to Restore Quarantined Items?

This guide applies to: Microsoft® Windows® 7 and Microsoft® Windows Vista® with Microsoft® Security Essentials installed.

For more information visit: <http://www.itknowledge24.com>

Copyright © 2010 ITknowledge24.com. All rights reserved; reproduction in part or in whole without permission is prohibited.

Microsoft, Windows, Windows Server, Windows XP, Windows Vista, Windows 7, Active Directory, Windows PowerShell, Windows Media, and Internet Explorer are either registered trademarks or trademarks of Microsoft Corporation in the United States and/or other countries.

All other trademarks are property of their respective owners.