


# How do I: Remove or Restore Quarantined items in Microsoft Security Essentials?

Written by Fisnik Hasani, April 4, 2010

When Microsoft® Security Essentials (MSE) quarantines infected items (e.g. unwanted software, or virus infected files), it will move the infected items to another location in your computer, and prevent them from running until you choose to restore or remove the quarantined items from your computer. However, you may want to remove these items, or restore them if the items appear to be software that you trust.

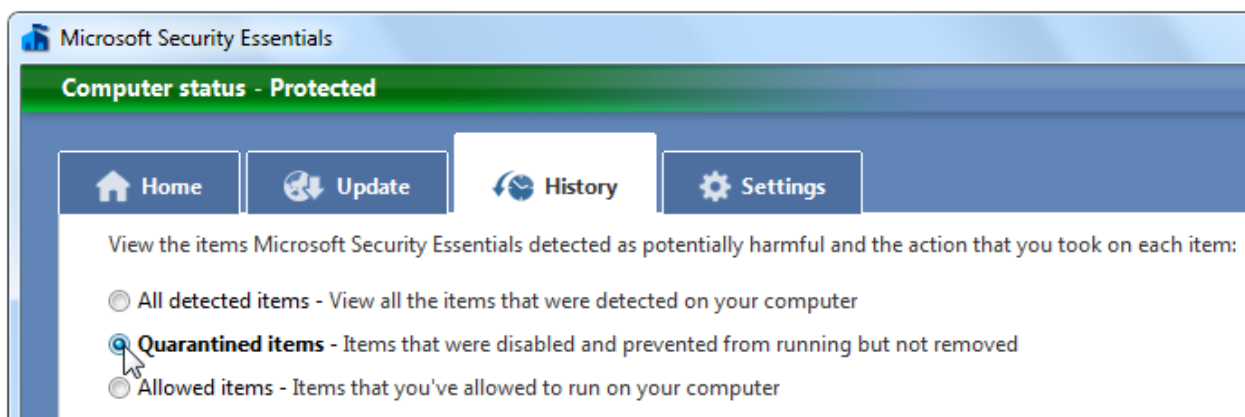
## To remove or restore quarantined items

1. To open Microsoft® Security Essentials you must double-click its  icon.
2. Click the **History** tab.



*Microsoft® Security Essentials has easy tab navigation*

3. Select the **Quarantined items** to filter the history data.

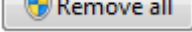




*Easy history data filter in MSE*

4. Now check in the history list box if there appear any quarantined virus infections.

Detected item	Alert level	Date	Action taken
<input type="checkbox"/> HackTool:DOS/Eudpass.A	Medium	3/27/2010 10:06 AM	Quarantined
<input type="checkbox"/> HackTool:DOS/Eudpass.A	Medium	3/27/2010 9:55 AM	Quarantined
<input type="checkbox"/> HackTool:DOS/Eudpass.A	Medium	3/27/2010 9:52 AM	Quarantined

*History list of quarantined viruses*

5. To remove all items just click the  button. If you want to restore an item, select it from the list and click the  button.

 **Security note:** If UAC is enabled, then you'll get a UAC prompt on screen. Please specify credentials or permission to pass the UAC elevation.

**Security Note:** Do **NOT** restore software (or infected files) with severe or high alert level because it can harm your privacy, and your personal computer (PC).

That's it folks. By following this simple guide you can remove or restore quarantined items in Microsoft® Security Essentials. We hope that you find this guide helpful.

**Fisnik Hasani** is the founder of ITknowledge24.com; he is also an active user helping people by solving different computer problems and other software issues and loves to apply customized ideas when possible. When he doesn't work with programming or computer and software research, he researches and spends time on climate research and energy questions.

**Similar questions:** How to Remove Quarantined Items?

How to Restore Quarantined Items?

**This guide applies to:** Microsoft® Windows® 7 and Microsoft® Windows Vista® with Microsoft® Security Essentials installed.

For more information visit: <http://www.itknowledge24.com>

Copyright © 2010 ITknowledge24.com. All rights reserved; reproduction in part or in whole without permission is prohibited.

Microsoft, Windows, Windows Server, Windows XP, Windows Vista, Windows 7, Active Directory, Windows PowerShell, Windows Media, and Internet Explorer are either registered trademarks or trademarks of Microsoft Corporation in the United States and/or other countries.

All other trademarks are property of their respective owners.