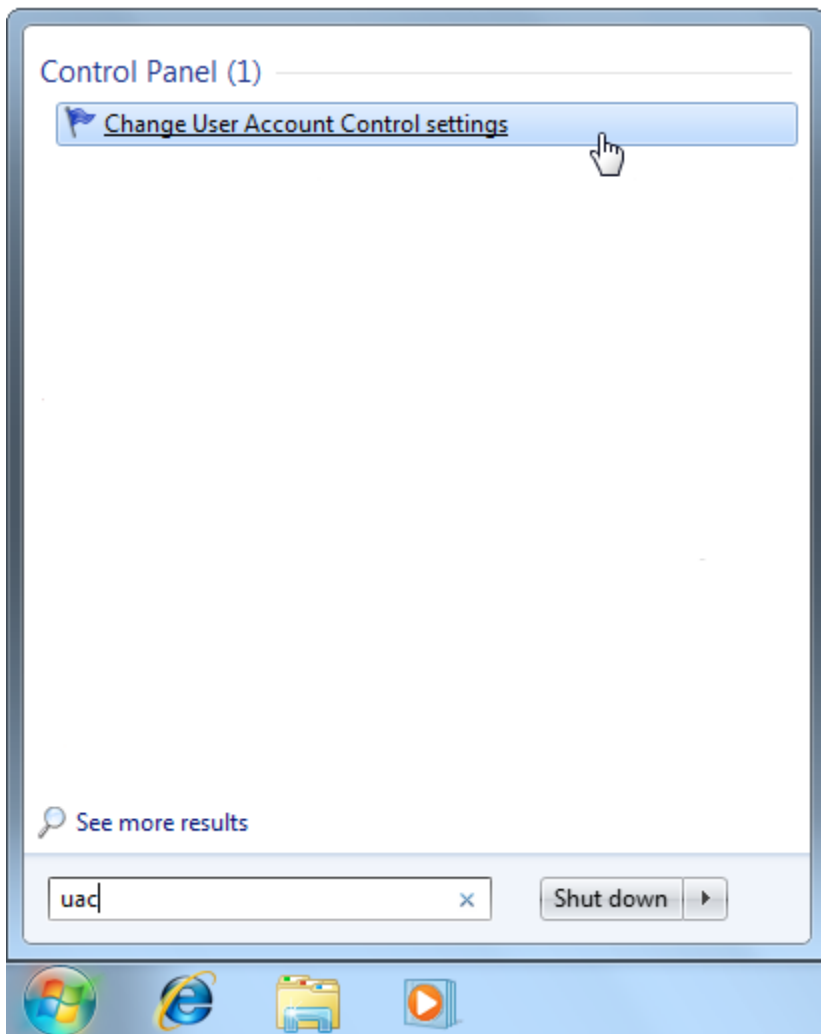


# How do I: Turn off User Account Control in Windows 7?


Written by Fisnik Hasani, March 29, 2010

To disable User Account Control (UAC) in Windows® 7 just follow these steps.

1. Click **Start Menu** in the **Instant Search** type three letters without space "uac" once it appears in the search result, click on it.

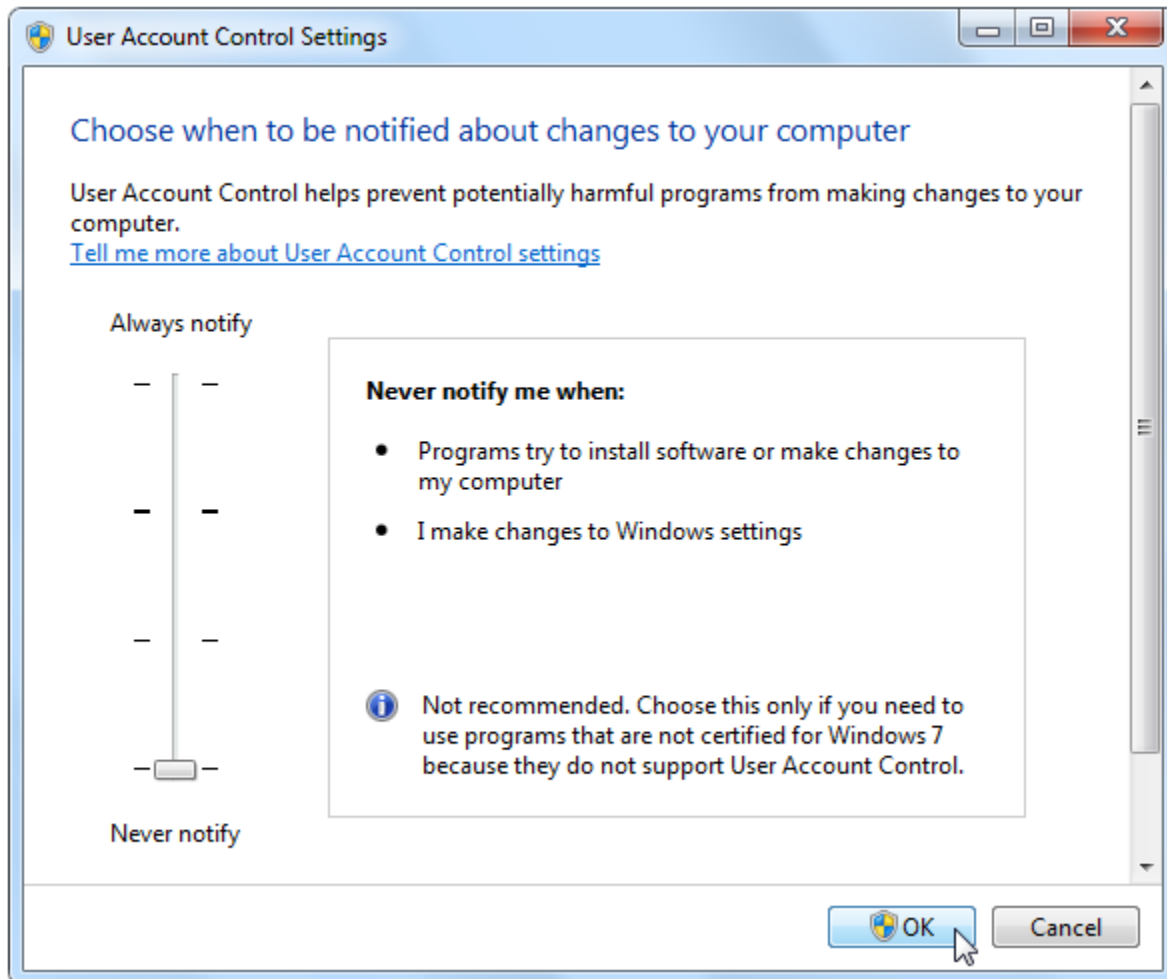


*Using instant search in start menu for faster access*

 **Security note:** If UAC is enabled, then you'll get a UAC prompt on screen. Please specify credentials or permission to pass the UAC elevation.

**Security Note:** Disabling User Account Control (UAC) will lead to a less secure system. Once you've disabled UAC, nothing can stop malwares from executing and performing unauthorized actions. Please be aware of the risk.

2. Drag down the **track bar control** to the last choice which is **Never notify me when**.

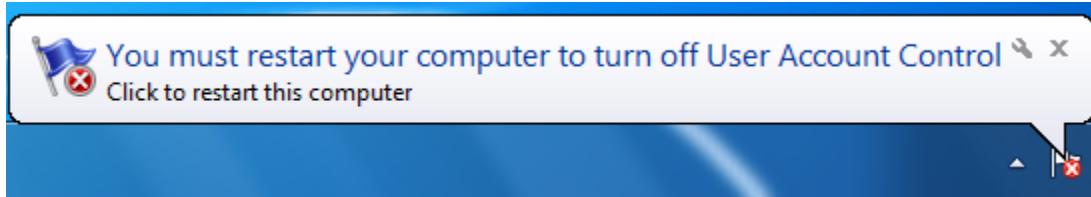


*The new User Account Control settings in Windows® 7*

3. Click the  button to apply the choice.

**Security note:** If UAC is enabled, then you'll get a UAC prompt on screen. Please specify credentials or permission to pass the UAC elevation.

**Note:** You must restart the computer for this to take effect, since UAC is built-in in the Windows® Kernel the changes require a system reboot due to kernel-based modifications.



*Action Center alerting that you must restart your computer to turn off UAC*

#### 4. Restart your PC.

That's it folks. By following this simple guide you can turn off User Account Control, but do not forget that you must be aware of the risks.

---

**Fisnik Hasani** is the founder of ITknowledge24.com; he is also an active user helping people by solving different computer problems and other software issues and loves to apply customized ideas when possible. When he doesn't work with programming or computer and software research, he researches and spends time on climate research and energy questions.

---

**This guide applies to:** Microsoft® Windows® 7.

For more information visit: <http://www.itknowledge24.com>

Copyright © 2010 ITknowledge24.com.All rights reserved.

Microsoft, Windows, Windows Server, Windows Vista, Windows 7, Active Directory, Windows PowerShell, Windows Media, and Internet Explorer are either registered trademarks or trademarks of Microsoft Corporation in the United States and/or other countries.

All other trademarks are property of their respective owners.